

Take-Home Sight Word Lists




Word List # 1

Please help your child practice the words below.
Here are some ideas:

- write on card, cut up, mix and fix
- build with play-doh or magnetic letters
- write with finger on table
- cut out words in magazines or
- find letters to build words in magazines
- write with pencil, trace with crayons

1. a
2. and
3. the
4. to
5. o




Word List # 2

Please help your child practice the words below.
Here are some ideas:

- write on card, cut up, mix and fix
- build with play-doh or magnetic letters
- write with finger on table
- cut out words in magazines or
- find letters to build words in magazines
- write with pencil, trace with crayons

1. you
2. is
3. that



Word List #1	Word List #2	Word List #3
1. a	1. you	1. he
2. and	2. is	2. for
3. the	3. that	3. on
4. to	4. in	4. are
5. of	5. it	5. was






EDITABLE


Word List

- 1.
- 2.
- 3.
- 4.
- 5.



Word List

- 1.
- 2.
- 3.
- 4.
- 5.




Word List

Please help your child practice the words below.
Here are some ideas:

- write on card, cut up, mix and fix
- build with play-doh or magnetic letters
- write with finger on table
- cut out words in magazines or
- find letters to build words in magazines
- write with pencil, trace with crayons

- 1.
- 2.
- 3.
- 4.
- 5.
- 6.
- 7.
- 8.
- 9.
- 10.




Word List

Please help your child practice the words below.
Here are some ideas:

- write on card, cut up, mix and fix
- build with play-doh or magnetic letters
- write with finger on table
- cut out words in magazines or
- find letters to build words in magazines
- write with pencil, trace with crayons


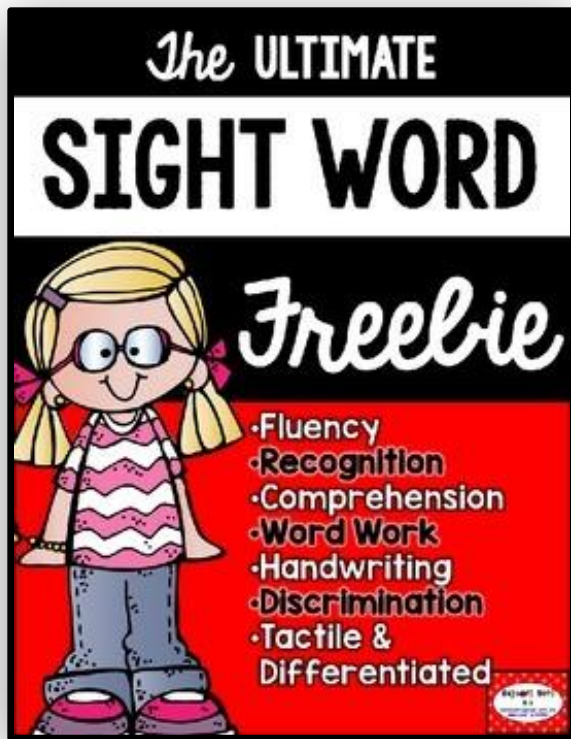
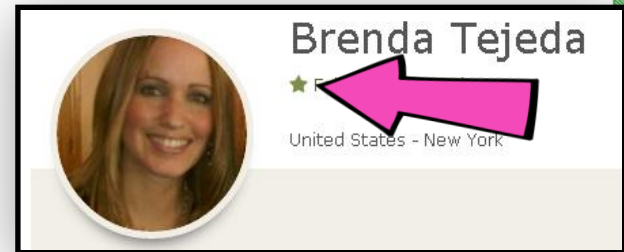
- 1.
- 2.
- 3.
- 4.
- 5.
- 6.
- 7.
- 8.
- 9.
- 10.





Thank you for your purchase! Please note this set is for one classroom use only. You may use this every year with your new students, but please refer others to my store for their own copies.

For notifications of future product uploads, please 'follow' me by clicking the green star on my store page.



Try my **entire**
SIGHT WORD PROGRAM
with this **FREEBIE**:

Highlights

Fry words 1-200 goes with my other sight word resources

use for homework or RTI: peer helper

pages for 5 or 10 words!

study suggestions:

helps parents, list changes after every 50 words, so students don't get bored

almost no prep: simply copy, cut & send home!

hands-on work, perfect for RTI

Word List # 1

Please help your child practice the words below. Here are some ideas:

- write on card, cut up, mix and fix
- build with play-doh or magnetic letters
- write with finger on table
- cut out words in magazines or
- find letters to build words in magazines
- write with pencil, trace with crayons

1. a
2. and
3. the
4. to
5. of



Word List # 2

Please help your child practice the words below. Here are some ideas:

- write on card, cut up, mix and fix
- build with play-doh or magnetic letters
- write with finger on table
- cut out words in magazines or
- find letters to build words in magazines
- write with pencil, trace with crayons

1. you
2. is
3. that
4. in
5. it



Word List

Please help your child practice the words below. Here are some ideas:

- make a word search
- write in sentences
- build with pipe cleaners
- add it up: vowels-5 pts, consonants-10 pts
- write, then read in a silly voice
- dance: small words inside each word

- 1.
- 2.
- 3.
- 4.
- 5.
- 6.
- 7.
- 8.
- 9.



Word List

Please help your child practice the words below. Here are some ideas:

- make a word search
- write in sentences
- build with pipe cleaners
- add it up: vowels-5 pts, consonants-10 pts
- write, then read in a silly voice
- dance: small words inside each word

- 1.
- 2.
- 3.
- 4.
- 5.
- 6.
- 7.
- 8.
- 9.



Word List

- 1.
- 2.
- 3.
- 4.
- 5.
- 6.
- 7.
- 8.
- 9.
- 10.



Word List

- 1.
- 2.
- 3.
- 4.
- 5.
- 6.
- 7.
- 8.
- 9.
- 10.



Word List

- 1.
- 2.
- 3.
- 4.
- 5.
- 6.
- 7.
- 8.
- 9.
- 10.



editable

Word List #1

1. a
2. and
3. the
4. to
5. of



Word List #2

1. you
2. is
3. that
4. in
5. it

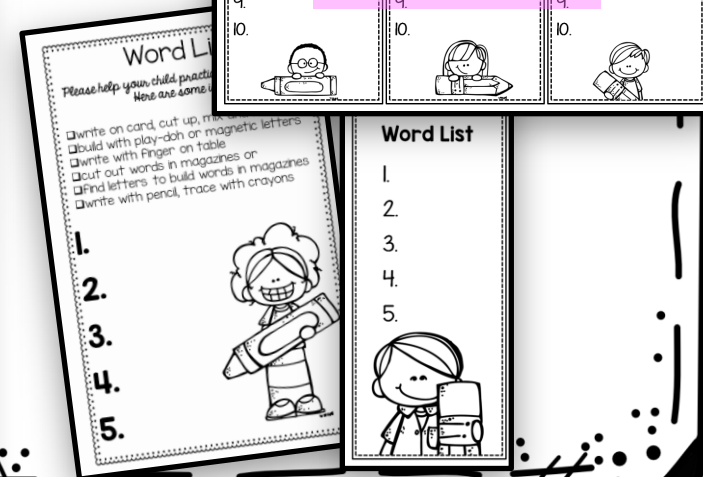


Word List #3

1. he
2. for
3. on
4. are
5. was



2nd option: words only



Word List Order H100

1	a, and, the, to, of
2	you, is, that, in, it
3	he, for, on, are, was
4	I, his, as, with, they
5	have, this, be, from, at
6	had, one, words, or by
7	not, all, what, were, but
8	we, when, said, your, can
9	which, use, an, there, each
10	she, how, do, their, if
11	will, up, about, out, other
12	many, them, then, these, so
13	some, her, like, would, make
14	him, into, time, has, look
15	two, more, write, go, see
16	no, way, people, could, number
17	my, first, water, been, than
18	called, who, am, its, now
19	find, did, long, day, down
20	made, may, come, get, part

Word List Order 101-200

21	over, new, sound, take, only
22	place, little, work, years, know
23	most, me, live, back, give
24	our, after, things, just, very
25	think, sentence, man, name, good
26	say, where, through, great, help
27	too, right, much, line, before
28	tell, old, same, means, any
29	want, boy, follow, came, show
30	form, three, small, around, also
31	set, end, does, another, put
32	well, must, even, large, big
33	why, turn, such, because, here
34	read, men, need, went, ask
35	us, move, land, different, home
36	try, picture, kind, hand, again
37	play, off, spell, air, change
38	point, page, animal, house, away
39	study, mother, answer, letter, found
40	world, still, should, learn, America

Word List # 1

Please help your child practice the words below.
Here are some ideas:

- write on card, cut up, mix and fix
- build with play-doh or magnetic letters
- write with finger on table
- cut out words in magazines or
- find letters to build words in magazines
- write with pencil, trace with crayons

1. a
2. and
3. the
4. to
5. of



Word List # 2

Please help your child practice the words below.
Here are some ideas:

- write on card, cut up, mix and fix
- build with play-doh or magnetic letters
- write with finger on table
- cut out words in magazines or
- find letters to build words in magazines
- write with pencil, trace with crayons

1. you
2. is
3. that
4. in
5. it



Word List # 3

Please help your child practice the words below.
Here are some ideas:

- write on card, cut up, mix and fix
- build with play-doh or magnetic letters
- write with finger on table
- cut out words in magazines or
- find letters to build words in magazines
- write with pencil, trace with crayons

1. **he**
2. **for**
3. **on**
4. **are**
5. **was**



Word List # 4

Please help your child practice the words below.
Here are some ideas:

- write on card, cut up, mix and fix
- build with play-doh or magnetic letters
- write with finger on table
- cut out words in magazines or
- find letters to build words in magazines
- write with pencil, trace with crayons

1. **I**
2. **his**
3. **as**
4. **with**
5. **they**



Word List # 5

Please help your child practice the words below.
Here are some ideas:

- write on card, cut up, mix and fix
- build with play-doh or magnetic letters
- write with finger on table
- cut out words in magazines or
- find letters to build words in magazines
- write with pencil, trace with crayons

1. **have**

2. **this**

3. **be**

4. **from**

5. **at**



Word List # 6

Please help your child practice the words below.
Here are some ideas:

- write on card, cut up, mix and fix
- build with play-doh or magnetic letters
- write with finger on table
- cut out words in magazines or
- find letters to build words in magazines
- write with pencil, trace with crayons

1. **had**

2. **one**

3. **words**

4. **or**

5. **by**



Word List # 7

Please help your child practice the words below.
Here are some ideas:

- write on card, cut up, mix and fix
- build with play-doh or magnetic letters
- write with finger on table
- cut out words in magazines or
- find letters to build words in magazines
- write with pencil, trace with crayons

1. **not**

2. **all**

3. **what**

4. **were**

5. **but**



Word List # 8

Please help your child practice the words below.
Here are some ideas:

- write on card, cut up, mix and fix
- build with play-doh or magnetic letters
- write with finger on table
- cut out words in magazines or
- find letters to build words in magazines
- write with pencil, trace with crayons

1. **we**

2. **when**

3. **said**

4. **your**

5. **can**



Word List # 9

Please help your child practice the words below.
Here are some ideas:

- write on card, cut up, mix and fix
- build with play-doh or magnetic letters
- write with finger on table
- cut out words in magazines or
- find letters to build words in magazines
- write with pencil, trace with crayons

1. **which**

2. **use**

3. **an**

4. **there**

5. **each**



Word List # 10

Please help your child practice the words below.
Here are some ideas:

- write on card, cut up, mix and fix
- build with play-doh or magnetic letters
- write with finger on table
- cut out words in magazines or
- find letters to build words in magazines
- write with pencil, trace with crayons

1. **she**

2. **how**

3. **do**

4. **their**

5. **if**



Word List # 11

Please help your child practice the words below.
Here are some ideas:

- make 2 sets of cards and play memory
- think of rhyming words for each
- type the words
- trace with finger in the air
- build with Legos
- sing, rap, or cheerlead

1. **will**

2. **up**

3. **about**

4. **out**

5. **other**



Word List # 12

Please help your child practice the words below.
Here are some ideas:

- make 2 sets of cards and play memory
- think of rhyming words for each
- type the words
- trace with finger in the air
- build with Legos
- sing, rap, or cheerlead

1. **many**

2. **them**

3. **then**

4. **these**

5. **so**



Word List # 13

Please help your child practice the words below.
Here are some ideas:

- make 2 sets of cards and play memory
- think of rhyming words for each
- type the words
- trace with finger in the air
- build with Legos
- sing, rap, or cheerlead

1. **some**
2. **her**
3. **like**
4. **would**
5. **make**



Word List # 14

Please help your child practice the words below.
Here are some ideas:

- make 2 sets of cards and play memory
- think of rhyming words for each
- type the words
- trace with finger in the air
- build with Legos
- sing, rap, or cheerlead

1. **him**
2. **into**
3. **time**
4. **has**
5. **look**



Word List # 15

Please help your child practice the words below.
Here are some ideas:

- make 2 sets of cards and play memory
- think of rhyming words for each
- type the words
- trace with finger in the air
- build with Legos
- sing, rap, or cheerlead

1. **two**
2. **more**
3. **write**
4. **go**
5. **see**



Word List # 16

Please help your child practice the words below.
Here are some ideas:

- make 2 sets of cards and play memory
- think of rhyming words for each
- type the words
- trace with finger in the air
- build with Legos
- sing, rap, or cheerlead

1. **no**
2. **way**
3. **people**
4. **could**
5. **number**



Word List # 17

Please help your child practice the words below.
Here are some ideas:

- make 2 sets of cards and play memory
- think of rhyming words for each
- type the words
- trace with finger in the air
- build with Legos
- sing, rap, or cheerlead

1. **my**
2. **first**
3. **water**
4. **been**
5. **than**



Word List # 18

Please help your child practice the words below.
Here are some ideas:

- make 2 sets of cards and play memory
- think of rhyming words for each
- type the words
- trace with finger in the air
- build with Legos
- sing, rap, or cheerlead

1. **called**
2. **who**
3. **am**
4. **its**
5. **now**



Word List # 19

Please help your child practice the words below.
Here are some ideas:

- make 2 sets of cards and play memory
- think of rhyming words for each
- type the words
- trace with finger in the air
- build with Legos
- sing, rap, or cheerlead

1. **find**
2. **did**
3. **long**
4. **day**
5. **down**



Word List # 20

Please help your child practice the words below.
Here are some ideas:

- make 2 sets of cards and play memory
- think of rhyming words for each
- type the words
- trace with finger in the air
- build with Legos
- sing, rap, or cheerlead

1. **made**
2. **may**
3. **come**
4. **get**
5. **part**



Word List # 21

Please help your child practice the words below.
Here are some ideas:

- jump and spell
- write in bubble letters
- write in fancy letters
- write in different colors
- write 3 times
- write in abc order

1. **over**

2. **new**

3. **sound**

4. **take**

5. **only**



Word List # 22

Please help your child practice the words below.
Here are some ideas:

- jump and spell
- write in bubble letters
- write in fancy letters
- write in different colors
- write 3 times
- write in abc order

1. **place**

2. **little**

3. **work**

4. **years**

5. **know**



Word List # 23

Please help your child practice the words below.
Here are some ideas:

- jump and spell
- write in bubble letters
- write in fancy letters
- write in different colors
- write 3 times
- write in abc order

1. **most**

2. **me**

3. **live**

4. **back**

5. **give**



Word List # 24

Please help your child practice the words below.
Here are some ideas:

- jump and spell
- write in bubble letters
- write in fancy letters
- write in different colors
- write 3 times
- write in abc order

1. **our**

2. **after**

3. **things**

4. **just**

5. **very**



Word List # 25

Please help your child practice the words below.
Here are some ideas:

- jump and spell
- write in bubble letters
- write in fancy letters
- write in different colors
- write 3 times
- write in abc order

1. **think**

2. **sentence**

3. **man**

4. **name**

5. **good**



Word List # 26

Please help your child practice the words below.
Here are some ideas:

- jump and spell
- write in bubble letters
- write in fancy letters
- write in different colors
- write 3 times
- write in abc order

1. **say**

2. **where**

3. **through**

4. **great**

5. **help**



Word List # 27

Please help your child practice the words below.
Here are some ideas:

- jump and spell
- write in bubble letters
- write in fancy letters
- write in different colors
- write 3 times
- write in abc order

1. **too**

2. **right**

3. **much**

4. **line**

5. **before**



Word List # 28

Please help your child practice the words below.
Here are some ideas:

- jump and spell
- write in bubble letters
- write in fancy letters
- write in different colors
- write 3 times
- write in abc order

1. **tell**

2. **old**

3. **same**

4. **means**

5. **any**



Word List # 29

Please help your child practice the words below.
Here are some ideas:

- jump and spell
- write in bubble letters
- write in fancy letters
- write in different colors
- write 3 times
- write in abc order

1. **want**
2. **boy**
3. **follow**
4. **came**
5. **show**



Word List # 30

Please help your child practice the words below.
Here are some ideas:

- jump and spell
- write in bubble letters
- write in fancy letters
- write in different colors
- write 3 times
- write in abc order

1. **form**
2. **three**
3. **small**
4. **around**
5. **also**



Word List # 31

Please help your child practice the words below.
Here are some ideas:

- make a word search
- write in sentences
- build with pipe cleaners
- add it up: vowels-5 pts, consonants-10 pts
- write, then read in a silly voice
- circle small words inside each word

1. **another**

2. **set**

3. **end**

4. **does**

5. **put**



Word List # 32

Please help your child practice the words below.
Here are some ideas:

- make a word search
- write in sentences
- build with pipe cleaners
- add it up: vowels-5 pts, consonants-10 pts
- write, then read in a silly voice
- circle small words inside each word

1. **well**

2. **must**

3. **even**

4. **large**

5. **big**



Word List # 33

Please help your child practice the words below.
Here are some ideas:

- make a word search
- write in sentences
- build with pipe cleaners
- add it up: vowels-5 pts, consonants-10 pts
- write, then read in a silly voice
- circle small words inside each word

1. **because**

2. **why**

3. **turn**

4. **such**

5. **here**



Word List # 34

Please help your child practice the words below.
Here are some ideas:

- make a word search
- write in sentences
- build with pipe cleaners
- add it up: vowels-5 pts, consonants-10 pts
- write, then read in a silly voice
- circle small words inside each word

1. **read**

2. **men**

3. **need**

4. **went**

5. **ask**



Word List # 35

Please help your child practice the words below.
Here are some ideas:

- make a word search
- write in sentences
- build with pipe cleaners
- add it up: vowels-5 pts, consonants-10 pts
- write, then read in a silly voice
- circle small words inside each word

1. different

2. land

3. us

4. move

5. home



Word List # 36

Please help your child practice the words below.
Here are some ideas:

- make a word search
- write in sentences
- build with pipe cleaners
- add it up: vowels-5 pts, consonants-10 pts
- write, then read in a silly voice
- circle small words inside each word

1. picture

2. try

3. kind

4. hand

5. again



Word List # 37

Please help your child practice the words below.
Here are some ideas:

- make a word search
- write in sentences
- build with pipe cleaners
- add it up: vowels-5 pts, consonants-10 pts
- write, then read in a silly voice
- circle small words inside each word

1. **play**

2. **off**

3. **spell**

4. **air**

5. **change**



Word List # 38

Please help your child practice the words below.
Here are some ideas:

- make a word search
- write in sentences
- build with pipe cleaners
- add it up: vowels-5 pts, consonants-10 pts
- write, then read in a silly voice
- circle small words inside each word

1. **animal**

2. **point**

3. **page**

4. **house**

5. **away**



Word List # 39

Please help your child practice the words below.
Here are some ideas:

- make a word search
- write in sentences
- build with pipe cleaners
- add it up: vowels-5 pts, consonants-10 pts
- write, then read in a silly voice
- circle small words inside each word

1. **study**

2. **mother**

3. **answer**

4. **letter**

5. **found**



Word List # 40

Please help your child practice the words below.
Here are some ideas:

- make a word search
- write in sentences
- build with pipe cleaners
- add it up: vowels-5 pts, consonants-10 pts
- write, then read in a silly voice
- circle small words inside each word

1. **America**

2. **world**

3. **should**

4. **still**

5. **learn**



Word List #1

1. a
2. and
3. the
4. to
5. of



Word List #2

1. you
2. is
3. that
4. in
5. it



Word List #3

1. he
2. for
3. on
4. are
5. was



Word List #4

1. I
2. his
3. as
4. with
5. they



Word List #5

1. have
2. this
3. be
4. from
5. at



Word List #6

1. had
2. one
3. or
4. words
5. by



Word List #7

1. not
2. all
3. what
4. were
5. but



Word List #8

1. we
2. when
3. said
4. your
5. can



Word List #9

1. which
2. use
3. an
4. there
5. each



Word List #10

1. she
2. how
3. do
4. their
5. if



Word List #11

1. will
2. up
3. about
4. out
5. other



Word List #12

1. many
2. them
3. then
4. these
5. so



Word List #13

1. some
2. her
3. like
4. would
5. make



Word List #14

1. him
2. into
3. time
4. has
5. look



Word List #15

1. two
2. more
3. write
4. go
5. see



Word List #16

1. no
2. way
3. people
4. could
5. number



Word List #17

1. my
2. first
3. water
4. been
5. than



Word List #18

1. called
2. who
3. am
4. its
5. now



Word List #19

1. find
2. did
3. long
4. day
5. down



Word List #20

1. made
2. may
3. come
4. get
5. part



Word List

- 1.
- 2.
- 3.
- 4.
- 5.



Word List #21

1. over
2. new
3. sound
4. take
5. only



Word List #22

1. place
2. little
3. work
4. years
5. know



Word List #23

1. most
2. me
3. live
4. back
5. give



Word List #24

1. our
2. after
3. things
4. just
5. very



Word List #25

1. think
2. sentence
3. man
4. name
5. good



Word List #26

1. say
2. where
3. through
4. great
5. help



Word List #27

1. too
2. right
3. much
4. line
5. before



Word List #28

1. tell
2. old
3. same
4. means
5. any



Word List #29

1. want
2. boy
3. follow
4. came
5. show



Word List #30

1. form
2. three
3. small
4. around
5. also



Word List #31

1. send
2. end
3. does
4. another
5. put



Word List #32

1. well
2. must
3. even
4. large
5. big



Word List #33

1. why
2. turn
3. such
4. because
5. here



Word List #34

1. read
2. men
3. need
4. went
5. ask



Word List #35

1. us
2. move
3. land
4. different
5. home



Word List #36

1. try
2. picture
3. kind
4. hand
5. again



Word List #37

1. play
2. off
3. spell
4. air
5. change



Word List #38

1. point
2. page
3. animal
4. house
5. away



Word List #39

1. study
2. mother
3. answer
4. letter
5. found



Word List #40

1. world
2. still
3. should
4. learn
5. America



Word List

- 1.
- 2.
- 3.
- 4.
- 5.



Word List

Please help your child practice the words below.
Here are some ideas:

- write on card, cut up, mix and fix
- build with play-doh or magnetic letters
- write with finger on table
- cut out words in magazines or
- find letters to build words in magazines
- write with pencil, trace with crayons

- 1.
- 2.
- 3.
- 4.
- 5.



Word List

Please help your child practice the words below.
Here are some ideas:

- write on card, cut up, mix and fix
- build with play-doh or magnetic letters
- write with finger on table
- cut out words in magazines or
- find letters to build words in magazines
- write with pencil, trace with crayons

- 1.
- 2.
- 3.
- 4.
- 5.



Word List

Please help your child practice the words below.
Here are some ideas:

- make 2 sets of cards and play memory
- think of rhyming words for each
- type the words
- trace with finger in the air
- build with Legos
- sing, rap, or cheerlead

- 1.
- 2.
- 3.
- 4.
- 5.



Word List

Please help your child practice the words below.
Here are some ideas:

- make 2 sets of cards and play memory
- think of rhyming words for each
- type the words
- trace with finger in the air
- build with Legos
- sing, rap, or cheerlead

- 1.
- 2.
- 3.
- 4.
- 5.



Word List

Please help your child practice the words below.
Here are some ideas:

- jump and spell
- write in bubble letters
- write in fancy letters
- write in different colors
- write 3 times
- write in abc order

- 1.
- 2.
- 3.
- 4.
- 5.



Word List

Please help your child practice the words below.
Here are some ideas:

- jump and spell
- write in bubble letters
- write in fancy letters
- write in different colors
- write 3 times
- write in abc order

- 1.
- 2.
- 3.
- 4.
- 5.



Word List

Please help your child practice the words below.
Here are some ideas:

- make a word search
- write in sentences
- build with pipe cleaners
- add it up: vowels-5 pts, consonants-10 pts
- write, then read in a silly voice
- circle small words inside each word

- 1.
- 2.
- 3.
- 4.
- 5.



Word List

Please help your child practice the words below.
Here are some ideas:

- make a word search
- write in sentences
- build with pipe cleaners
- add it up: vowels-5 pts, consonants-10 pts
- write, then read in a silly voice
- circle small words inside each word

- 1.
- 2.
- 3.
- 4.
- 5.



Word List

- 1.
- 2.
- 3.
- 4.
- 5.



Word List

- 1.
- 2.
- 3.
- 4.
- 5.



Word List

- 1.
- 2.
- 3.
- 4.
- 5.



Word List

Please help your child practice the words below.
Here are some ideas:

- write on card, cut up, mix and fix
- build with play-doh or magnetic letters
- write with finger on table
- cut out words in magazines or
- find letters to build words in magazines
- write with pencil, trace with crayons

- 1.
- 2.
- 3.
- 4.
- 5.
- 6.
- 7.
- 8.
- 9.
- 10.



Word List

Please help your child practice the words below.
Here are some ideas:

- write on card, cut up, mix and fix
- build with play-doh or magnetic letters
- write with finger on table
- cut out words in magazines or
- find letters to build words in magazines
- write with pencil, trace with crayons

- 1.
- 2.
- 3.
- 4.
- 5.
- 6.
- 7.
- 8.
- 9.
- 10.



Word List

Please help your child practice the words below.
Here are some ideas:

- make 2 sets of cards and play memory
- think of rhyming words for each
- type the words
- trace with finger in the air
- build with Legos
- sing, rap, or cheerlead

- 1.
- 2.
- 3.
- 4.
- 5.
- 6.
- 7.
- 8.
- 9.
- 10.



Word List

Please help your child practice the words below.
Here are some ideas:

- make 2 sets of cards and play memory
- think of rhyming words for each
- type the words
- trace with finger in the air
- build with Legos
- sing, rap, or cheerlead

- 1.
- 2.
- 3.
- 4.
- 5.
- 6.
- 7.
- 8.
- 9.
- 10.



Word List

Please help your child practice the words below.
Here are some ideas:

- jump and spell
- write in bubble letters
- write in fancy letters
- write in different colors
- write 3 times
- write in abc order

- 1.
- 2.
- 3.
- 4.
- 5.
- 6.
- 7.
- 8.
- 9.
- 10.



Word List

Please help your child practice the words below.
Here are some ideas:

- jump and spell
- write in bubble letters
- write in fancy letters
- write in different colors
- write 3 times
- write in abc order

- 1.
- 2.
- 3.
- 4.
- 5.
- 6.
- 7.
- 8.
- 9.
- 10.



Word List

Please help your child practice the words below.
Here are some ideas:

- make a word search
- write in sentences
- build with pipe cleaners
- add it up: vowels-5 pts, consonants-10 pts
- write, then read in a silly voice
- circle small words inside each word

- 1.
- 2.
- 3.
- 4.
- 5.
- 6.
- 7.
- 8.
- 9.
- 10.



Word List

Please help your child practice the words below.
Here are some ideas:

- make a word search
- write in sentences
- build with pipe cleaners
- add it up: vowels-5 pts, consonants-10 pts
- write, then read in a silly voice
- circle small words inside each word

- 1.
- 2.
- 3.
- 4.
- 5.
- 6.
- 7.
- 8.
- 9.
- 10.



Word List

- 1.
- 2.
- 3.
- 4.
- 5.
- 6.
- 7.
- 8.
- 9.
- 10.



Word List

- 1.
- 2.
- 3.
- 4.
- 5.
- 6.
- 7.
- 8.
- 9.
- 10.



Word List

- 1.
- 2.
- 3.
- 4.
- 5.
- 6.
- 7.
- 8.
- 9.
- 10.




Fonts and graphics by



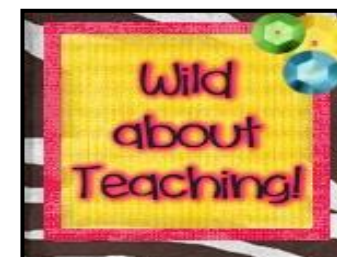
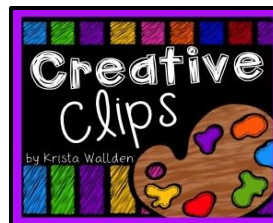
Bubbly Borders and more!



<http://www.teacherspayteachers.com/Store/Zip-a-dee-doo-dah-Designs>



<http://troutpond.blogspot.com>



Winchester-Lambourne

<http://www.myclipartstore.com>

